

22 Ford Ranger 2.3L UPR Single Valve Oil Catch Can Installation

1. Remove the bolt from the driver side radiator support, and bolt the bracket assembly in existing hole.




2. Locate the factory PCV / vacuum fitting. On some Mid '21 and all '22 Rangers it will be on the top of the intake manifold next to the EVAP solenoid on the driver side of the engine. To release the fitting, press the button on the fitting and lift it off of the intake manifold. (As pictured, the button will be *under* the fitting. **You should never pry or remove the button**)




3. The catch can hoses will have a special '12.61' female fitting for the intake manifold vacuum fitting, and a Male 90 Degree fitting for the 'Dirty' or PCV side which will connect to the factory PCV hose.




5. Connect the dirty side of the catch can system by twisting the fitting in the factory hose to make it easier to connect to the UPR male connector on the PCV hose. Then, connect the '12.61' Female fitting to the Intake Manifold vacuum port.



6. Route the hoses towards the UPR catch can and connect them as shown. PCV to the top of the catch can, Intake manifold vacuum to the side of the catch can.



7. Place the can on the bracket and rotate as needed before tightening. Pay attention to the can's proximity to the intake charge pipe and make sure it is moved away before tightening the main bracket bolt.



NEVER RETURN OIL FROM THE CATCH CAN BACK INTO THE ENGINE

Check your UPR catch can every 1000 miles until you get an idea of how rapidly it fills. In cooler weather, there will be more of a milky, watery substance due to condensation and in warm weather will look like engine oil, but will typically have less in the catch can.

You must dispose of the liquid collected in the catch can (with used waste oil) properly according to your local laws and regulations.

Product Liability Statement: The purchase of the product, manufactured by UPR Products Inc. completes an agreement between UPR Products Inc. and the customer. UPR Products Inc. assumes no liability for damages or injury incurred by the buyer of this product. The buyer has complete responsibility for the installation, use and upkeep of this product